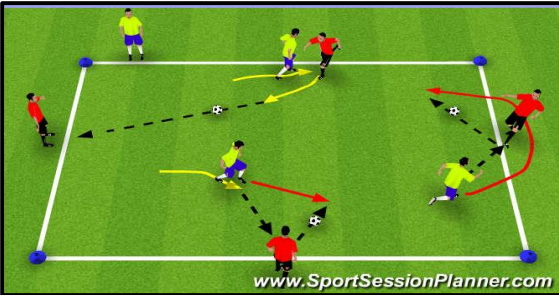




Module 2: Passing and Receiving

Topic: Combining to Play in the Final Third

Objective: To improve the team's ability to pass, receive and combine in the final third

Stage	Organization	Diagram	Guided Questions
<p>Stage I Technical Warm up</p>	<p><u>Combo's Square:</u> In a 30Lx25W Yard grid, place half of the players outside all sides of the grid without a ball, the other half inside the grid with a ball. The players with the ball inside the square will dribble and look to play a combination with a player on the outside of the square The coach will show the players the following combinations: wall passes, overlaps, and take-overs</p>		<ul style="list-style-type: none"> • When do we pass to our teammate where do we play the ball? • What is your body position to receive the ball? • What surface do we use to pass the ball? • When should you use one touch? • When do you check to receive the ball?
<p>Stage II Small Sided Activity</p>	<p><u>2 v 2 + 2 Neutral Players</u> In a 30Lx20W yard grid with two teams playing to score in the opponent's goal. <ul style="list-style-type: none"> • The 2 neutral players play for the attacking team to create a diamond shape. • 1 point for each regular goal. 5 points for every goal scored after a combination. • Play to 15 or 20. </p>		<ul style="list-style-type: none"> • When should you pass? • When should you dribble? • When do we penetrate quickly? • When and how should we combine with our teammates to get a scoring chance? • How can we quickly move the ball, or combine to find space and positive #s?
<p>Stage III Expanded Small Sided Activity</p>	<p><u>5v5(GK+4v4+GK):</u> In a 50Lx40W area divided into thirds, split players into 2 teams with 4 players and a GK, place one attacker and one defender in the attacking zones, remaining players are in the middle zone (1v1+GK / 2v2 / 1v1+GK). Teams are trying to score in the opponent's goal. Players can only advance out of their zone by combining with a teammate in another zone <ul style="list-style-type: none"> • Goal scored after a combination play, 100 points • Goal scored any other way, 10 points Game is to 200 points </p>		<ul style="list-style-type: none"> • How can you receive the ball into space and away from defenders? • What should be the angle of support? • How can you attack quickly and catch the defending team numbers down?
<p>Stage IV Conditioned Game</p>	<p><u>6v6 or 7v7:</u></p> <ul style="list-style-type: none"> • Two teams with a specific formation • Play the game and encourage the players to recognize when and how to combine in the final third 		